


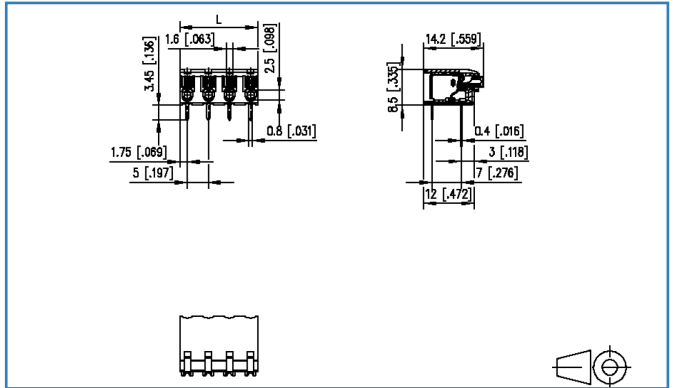
Data sheet

SR215xxHBNC (AST225)

Illustrations



Dimensional drawing



See enlarged drawings at the end of document

Product specification

- spring clamp terminal block, THR solderable, double solder pins
- centerline 5.00 mm, direction of connection 90°
- fittable without loss of poles
- color black
- Tape & Reel packaging
- push-button

Data sheet
SR215xxHBNC (AST225)



Page 2/3

P/N
AST225xx
xx=number of poles
2019/10/30
Version: P

Technical Data

General Data			
Solder pin length	3.45 mm		
min. number of poles	2		
max. number of poles	16		
Insulating material class	CTI 600		
clearance/creepage dist.	3.4 mm		
protection category	IP20		
Min. insul. strip length	8.5 mm		
Overvoltage category	III	III	II
Pollution degree	3	2	2
Rated voltage	250 V	630 V	630 V
Rated test voltage	4 kV	4 kV	4 kV

Connection Data	
rat.wiring solid AWGmax	0.08 mm ² - 1.5 mm ² / AWG 28 - AWG 16
rat.wiring strand.AWGmax	0.08 mm ² - 1.5 mm ² / AWG 28 - AWG 16

Approvals	
 V / A / AWG	300 / 10 / 28 - 16
 1.5 mm ²	250 V / 17.5 A / 17.5A / T60

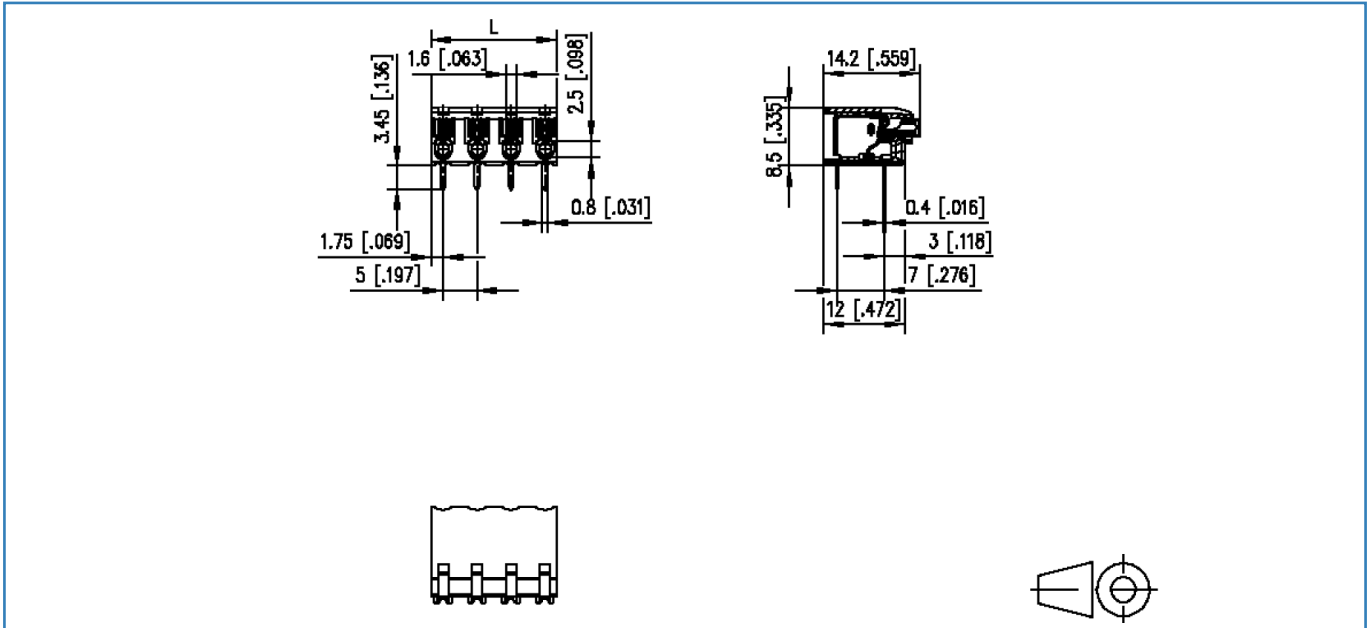
Material	
insulating material	PA66/6T
flammability class	V0
spring material	Spring steel
contact material	CuSn
contact surface	Sn
Glow-Wire Flammability GWFI	960 °C acc. to IEC 60695-2-12
Glow-Wire Flammability GWIT	775 °C acc. to IEC 60695-2-13
REACH - substance (SVHC)	none

Climatic Data	
upper limit temperature	105 °C
lower limit temperature	-40 °C

General	
Tolerance	ISO 2768 -mH
Solderability	Acc. to IPC/JEDEC J-STD-020D-MSL 1

Illustrations

Dimensional drawing



$L = (\text{pole size} - 1) \times \text{centerline} + 3.5 \text{ mm } [0.138]$

© 2019 METZ CONNECT - Technische Änderungen vorbehalten! Subject to modifications! Sous réserve de modifications techniques!